

Glassrail

Structural Glass balustrade system,
clarity, elegance and strength

Glassrail

is a balustrade system without balusters.
The handrail is connected to the stair or floor by the glass panels themselves.

Handrail

Can be fitted to the top edge or side face of the glass.
Alternative handrail materials are available: stainless steel (with a satin or bright polished surface), powder coated steel, timber, or handrails from our other product range such as “warm to the touch,” aluminium or brass. LED INSERT lighting can be incorporated into the handrails. See Illumine data sheet.

Glass panels

The thickness of the glass is dependent on the application but various thickness' of glass are available between 12 mm and 25 mm thick.
The panels are either toughened or toughened laminated and can have an “obscure” finish applied if necessary.

Base Fixing





The glass panels can be fixed to the top of the floor, into the floor, or to the side of the floor or staircase by using a range of alternative clamping designs.
The designs available are, steel plates, steel angles, aluminium channel sections or stainless steel clamping discs.

Applications

Glassrail is suitable for interior or exterior applications where a “clear view” is required.
Stairs, balconies and viewing galleries whether in public or private buildings are all ideal applications.



February 2017



DATA SHEET

www.handrailsuk.co.uk

SG System Products Limited
22 Wharfedale Road
Ipswich
IP1 4JP

Tel: 01473 240055
Fax: 01473 461616
Email: sales@sgsystems.co.uk

*“A complete design, manufacture
and installation service”*