

Stronghold

INTERNAL APPLICATIONS




Stronghold is ideally suited for commercial, public and industrial buildings, as well as quality private residences. It is equally practical for internal or external applications with grade 316 stainless steel being used externally. It has a long life span and very low maintenance costs.

Stronghold offers outstanding benefits. Custom built handrails are fabricated in the workshop with all welds ground smooth and polished prior to delivery to site. The handrail is manufactured to suit each individual site requirement. This avoids the need for the frequent joins and limited bends of more conventional systems.

Alternative finishes are available, either satin or bright polished. The brackets are normally supplied with a bright polished finish to add extra character. Infill panel options are toughened glass, (clear or tinted), stainless steel wire, perforated sheet or mid rails.

Stronghold Details



Offset handrail bracket




Standard baluster top



Wall handrail with wall end plate



Wire infill




Toughened glass infill



Perforated sheet infill



Standard side fixing



Pocket fixed balustrade with cover plate



Wooden tread fixing


Handrail is either 50mm or 42mm diameter and the balusters are 50mm diameter. For internal applications grade 304 stainless steel is used and for external, grade 316 stainless. The tube is available in either fine satin or bright finish, whilst the fittings are bright polished as standard, but can be satinised if required. Brass fittings are available for a more distinctive look.

Stronghold

EXTERNAL APPLICATIONS



Main entrances or balconies can all benefit from the use of Stronghold in grade 316 stainless steel



Stronghold can also be used with the "warm to the touch" handrail from our Stargard range.

